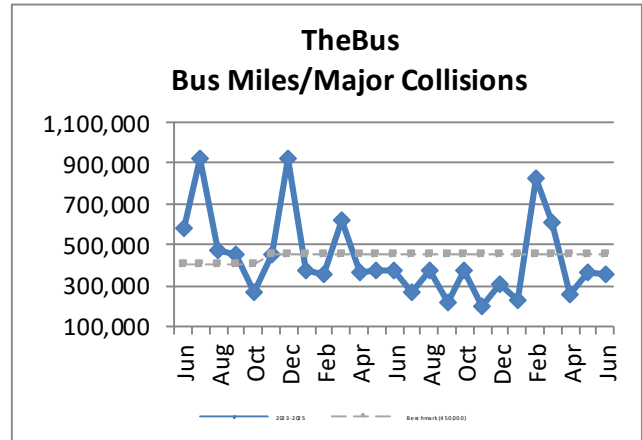
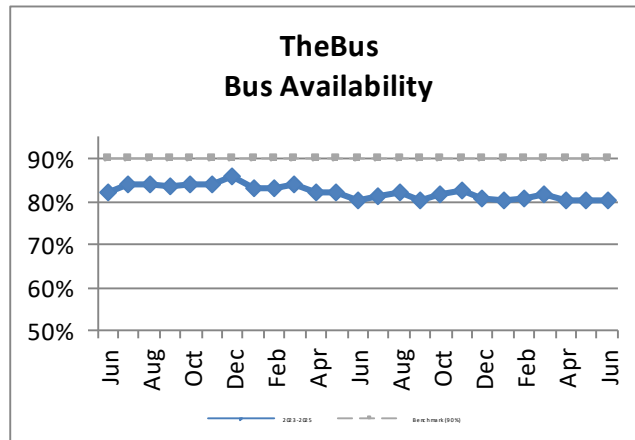
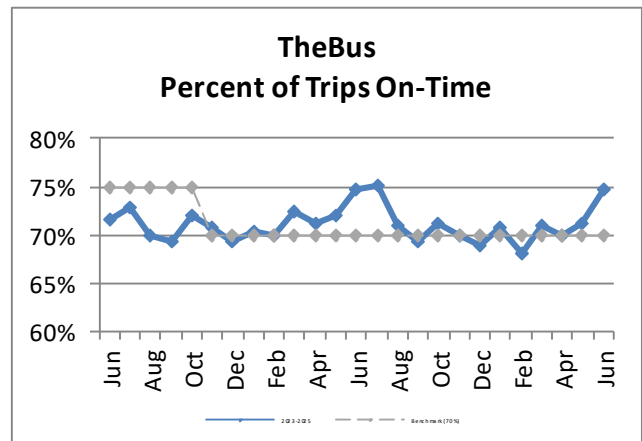
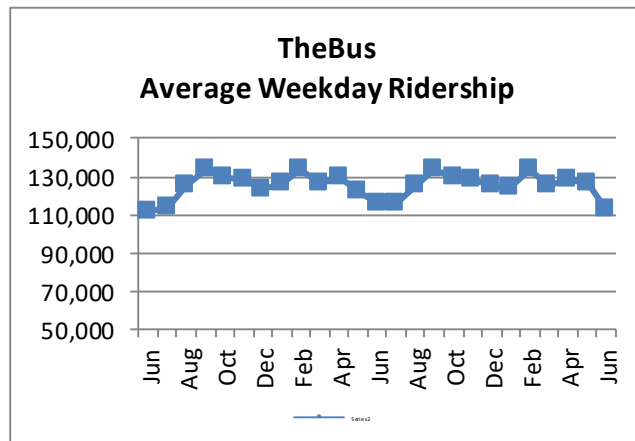


**Oahu Transit Services - Fixed Route
Monthly Performance Report
For the Month Ending June FY 2025**

Key Performance Indicators (KPI)	June FY 2025	June FY 2024	June FY 2019 Pre-Covid	Percent Change FY 2024-2025	YTD for FY 2025	YTD for FY 2024	June FY 2019 Pre-Covid	Percent Change FY 2024-2025	12 Month FY 2019 Pre-Covid	Benchmark
Total Monthly Ridership	3,058,579	3,084,236	4,700,514	-1%	40,887,226	41,029,062	61,140,545	-0.3%	61,140,545	
Average Weekday Ridership	112,882	115,722	178,214	-2%	125,863	125,674	189,944	0.15%	189,944	
Percent of Trips On-Time	74.8%	74.7%	74%	0%	71%	71.3%	71%	-0.30%	71.23%	70%
Bus Availability	80.3%	80.1%	91.4%	0%	81.1%	83.4%	91%	-2%	91%	90%
Bus Miles/Major Collisions	354,306	369,220	883,503	-4.04%	364,133	496,164	289,946	-26.61%	289,946	450,000
Preventable Acc./Mil. Mls. (Rolling 12 Mos.)					4.42	2.76	1.90	60.14%	1.75	3.00
Bus Miles/Mechanical Road Calls	10,802	10,199	10,097	5.91%	11,174	12,976	11,336	-14%	11,336	11,000
Spare Ratio	30%	26%	19.6%	4.10%	28%	26%	20.2%	2%	20.2%	>20%
Percent of Inspections Comp. On-Time	100%	100%	100%	0%	100%	99.98%	100%	0%	100%	100%
Percent Maintained Pullouts	98.7%	99.1%	98.6%	-1.34%	97.8%	98.7%	99.2%	-2.2%	98.8%	100%
Cost per Service Hour	\$184.28	\$174.04	\$133.46	6%	\$162.30	\$139.77	\$118.30	16%	\$129.42	\$155.37
Cost per Passenger Trip	\$7.84	\$7.17	\$3.75	9%	\$6.22	\$6.04	\$3.43	3%	\$3.43	
Cost per Mile	\$13.53	\$11.97	\$9.97	13%	\$11.72	\$11.15	\$9.52	5%	\$9.52	
Passenger Trips per Hour	23.52	24.28	35.59	-3.15%	26.20	25.62	38.00	2%	37.88	
Farebox Recovery	14.2%	14.3%	23%	-0.39%	17%	19%	26.3%	-9%	26.3%	
Trips per Mile	1.73	1.67	2.66	3%	1.89	1.85	2.78	2%	2.78	
Average System Speed	13.11	13.16	12.52	0%	12.99	13.02	12.72	-0.28%	13.22	
Percent Complete in 30 Days (Customer)	88%	84%	98%	4%	85%	84%	97%	0%	96.7%	95%
Complaint Rate (Complaints per 100,000 Trips)	12.98	10.41	9.70	24.71%	11.85	11.95	9.21	-0.87%	9.21	12



Oahu Transit Services - Fixed Route
Monthly Performance Report
For the Month Ending June FY 2025

